

1.5BP/1.5VLP CELLULAR DECKS GRADE 50 STEEL

ASD

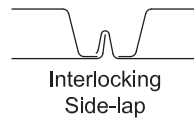
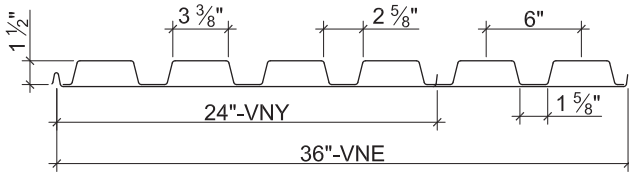

BP CELLULAR ROOF DECK

- 1.5BP Deck used with TSWs or BPs
- 1.5PLBP Deck used with PunchLok® II System

VLP CELLULAR COMPOSITE DECK

- 1.5VLP Deck used with TSWs or BPs
- 1.5PLVLP Deck used with PunchLok® II System

Nominal Dimensions



Plant	Cover Width
VNY	24"
VNE	36"

Section Properties

Deck Gage	Deck Weight w_{dd} (psf)	Base Metal Thickness t (in.)	Yield Strength F_y (ksi)	Effective Moment of Inertia at Service Load $I_d = (2I_e + I_g)/3$		Effective Section Modulus at $F_y = 50$ ksi		Allowable Moment		Vertical Web Shear V_n/Ω (lb/ft)
				I_{d+} (in ⁴ /ft)	I_{d-} (in ⁴ /ft)	S_{e+} (in ³ /ft)	S_{e-} (in ³ /ft)	M_{n+}/Ω (lb-ft/ft)	M_{n-}/Ω (lb-ft/ft)	
20/20	3.6	0.0358/0.0358	50	0.393	0.293	0.272	0.240	679	599	3207
20/18	4.1	0.0358/0.0474	50	0.428	0.315	0.280	0.259	699	646	3207
18/20	4.1	0.0474/0.0358	50	0.504	0.369	0.405	0.312	1010	778	4209
18/18	4.6	0.0474/0.0474	50	0.551	0.396	0.415	0.330	1035	823	4209
18/16	5.1	0.0474/0.0598	50	0.594	0.423	0.425	0.350	1060	873	4209
16/18	5.3	0.0598/0.0474	50	0.667	0.479	0.579	0.400	1445	998	5261
16/16	5.8	0.0598/0.0598	50	0.721	0.510	0.591	0.421	1475	1050	5261

Allowable Reactions at Supports Based on Web Crippling, R_n/Ω (lb/ft)

Deck Gage	Bearing Length of Webs											
	One-Flange Loading						Two-Flange Loading					
	End Bearing				Interior Bearing		End Bearing				Interior Bearing	
	1 1/2"	2"	3"	4"	3"	4"	1 1/2"	2"	3"	4"	3"	4"
20/XX	1153	1263	1448	1574	2127	2289	1274	1368	1525	1632	2662	2881
18/XX	1931	2105	2398	2588	3586	3831	2297	2454	2716	2887	4546	4884
16/XX	2958	3212	3639	3900	5517	5855	3713	3950	4347	4590	7050	7523

Standard Features

- ASTM A653 SS GR50 Min., with G60
- Standard lengths – 6'-0" to 42'-0"
- IAPMO UES ER-0652, UL, and FM Listed
- Tables conform to ANSI/SDI RD-2017 and C-2017

Optional Features

- Inquire regarding cost and lead times for:
 - Short Cuts < 6'-0"
 - Sheet Lengths > 42'-0"
 - Alternative metallic finishes
- Cellular Acoustical Versions

NOTICE: Design defects that could cause injury or death may result from relying on the information in this document without independent verification by a qualified professional. The information in this document is provided "AS IS". Nucor Corporation and its affiliates expressly disclaim: (i) any and all representations, warranties and conditions and (ii) all liability arising out of or related to this document and the information in it.